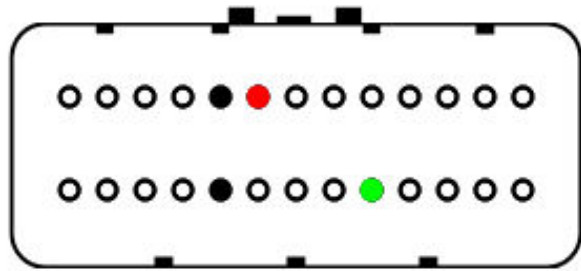


PIASINI engineering

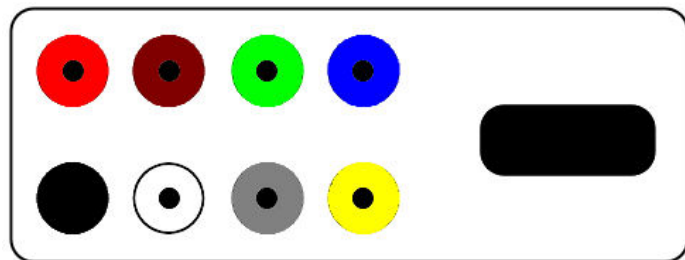


Connect as below:

Serial Suite:

ECU Plug:


- | | | |
|--------|----|--|
| Red | to | 1 Pins Red (Power Supply +12 Volt) |
| Black | to | 2 Pins Black (Ground) |
| Green | to | 1 Pin Green (K Line) |
| Yellow | to | 1 Pin Yellow (Flash Voltage) - See Below |



How to connect the Yellow banana

WARNING:

Make the hole NO deeper than 3mm !



You have to connect the yellow banana of Serial Suite to P1 through the metal point. Holding connect the metal point for all time, during the connection and when you reading the Ecu. NEVER Remove the metal point for the whole procedure (Identify, Read and Write).