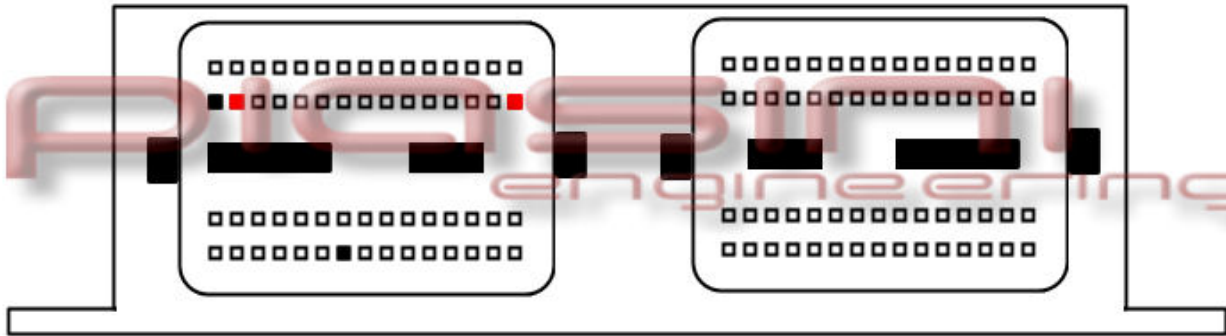




ECU : Suzuki Swift 1.3 2008



Connect as below:

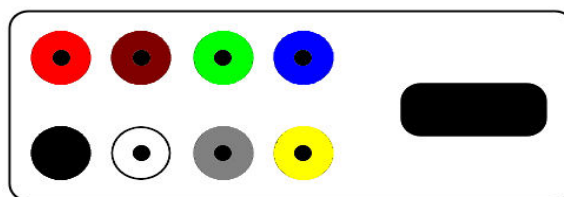
Serial Suite:

ECU Plug:

Red
Black

to
to

2 Pins Red (Power Supply +12 Volt)
2 Pins Black (Ground)

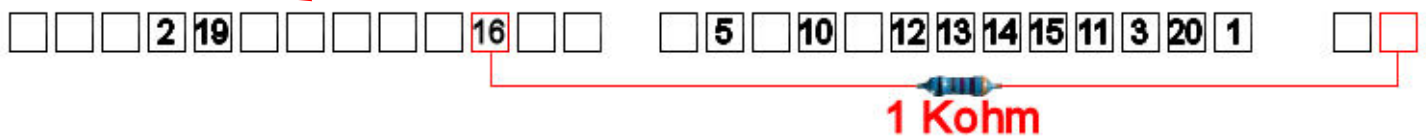



Where to connect the flat cable:




You have to clean the pin with glass-paper.

READ the ECU:



1. Connect the flat cable pin following the number like in picture;
2. Put a **RESISTOR** (1KOhm) like in the picture;
3. Put a wire (**bridge**) like in the picture.

WRITE the ECU:



You have to **remove the bridge used before**, and put another 2 wire(**Bridge**) like in the picture.

