

# PIASINI

engineering



Connect as below:

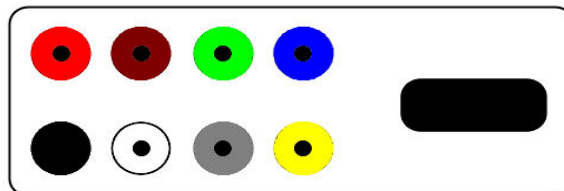
Serial Suite:

ECU Plug:

Red  
Black

to  
to

1 Pins Red (Power Supply +12 Volt)  
1 Pins Black (Ground)






Where to connect the flat cable:






# READ the ECU:

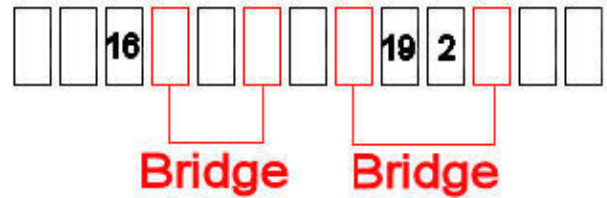
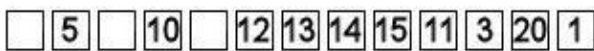



You have to put a wire(Bridge) like in the picture.



Connect the flat cable pin following the number like in picture.

# WRITE the ECU:



You have to **remove the bridge used before**, and put another 2 wire(**Bridge**) like in the picture, **the flat cable connect in the front of ECU is still connect**