


# PIASINI engineering



Connect as below:

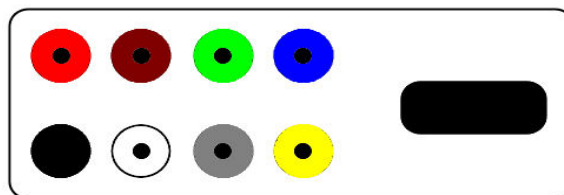
Serial Suite:

Red  
Black


to  
to

ECU Plug:


1 Pins Red (Power Supply +12 Volt)  
1 Pins Black (Ground)



Where to connect the flat cable:



# READ the ECU:




□ 16 2 □ 19 □ □ □ □ □ □ □ □

□ 1 20 3 11 15 14 13 12 □ 10 □ 5 □



Put a wire (bridge) like in the picture, then connect the flat cable pin following the number like in picture.

# WRITE the ECU:



You have to **remove the bridge used before**, and put another 2 wire **(Bridge)** like in the picture.

