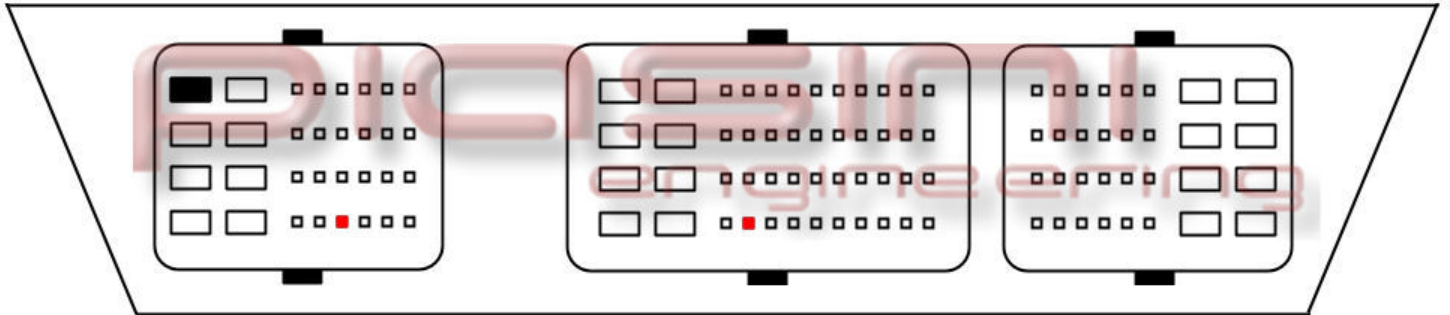




ECU : Proton Savvy 1.2



Connect as below:

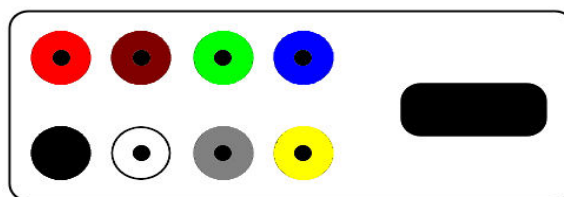
Serial Suite:

ECU Plug:

Red
Black

to
to


2 Pins Red (Power Supply +12 Volt)
1 Pins Black (Ground)



Where to connect the flat cable:




READ the ECU:



1. Connect the flat cable pin following the number like in picture.
2. Put a wire (**Bridge**) like in the picture.



WRITE the ECU:



You have to **remove the bridge used before**, and put another wire(**Bridge**) like in the picture.