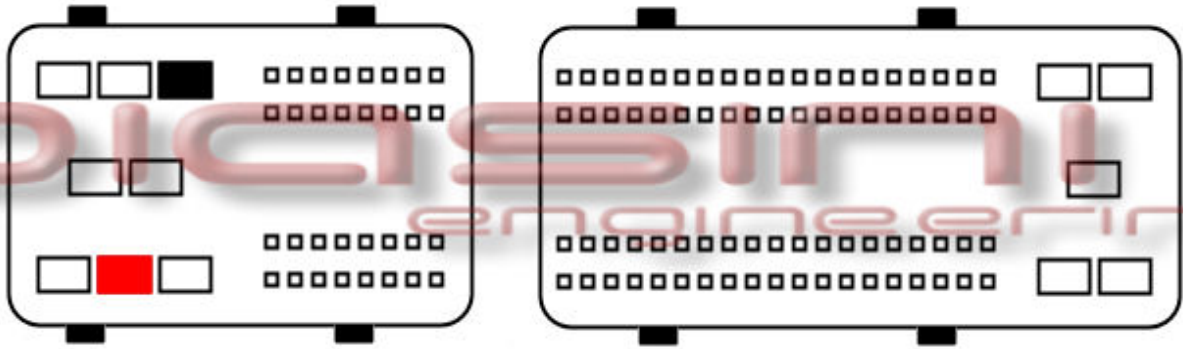




ECU : Denso Navarra 2.5 DCi 174HP



Connect as below:

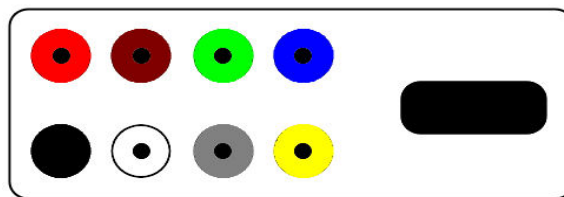
Serial Suite:


ECU Plug:

Red
Black


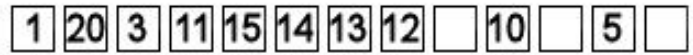


to
to

2 Pins Red (Power Supply +12 Volt)
1 Pins Black (Ground)






After you have open the ECU, you have to clean the pins like in the picture.



Connect the flat cable pin following the number like in picture.

WRITE the ECU:



For write the ECU put 2 wire(**Bridge**) like in the picture.