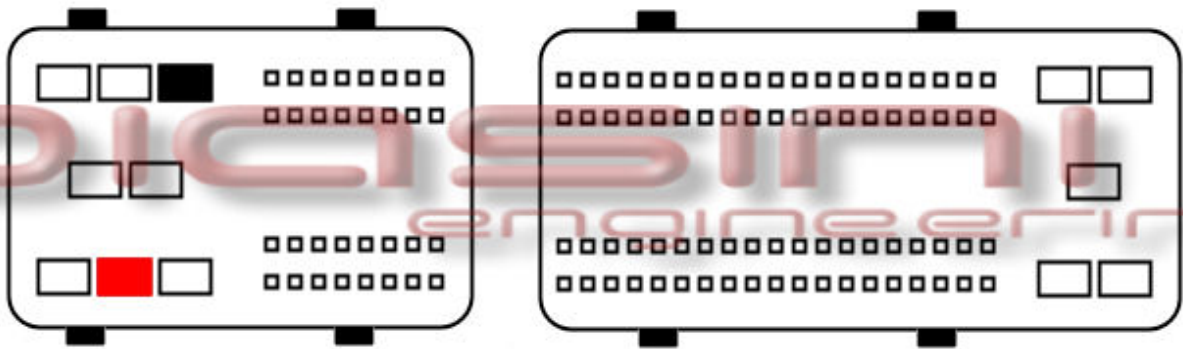


PIASINI engineering



ECU : Engine 4D56 / 4M41 Mitsu L200 - Pajero



Connect as below:

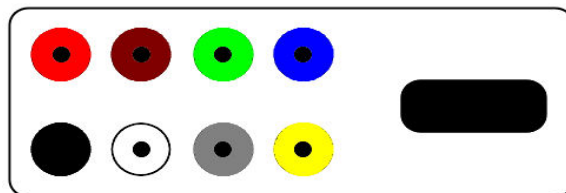
Serial Suite:

Red
Black


to
to

ECU Plug:

1 Pins Red (Power Supply +12 Volt)
1 Pins Black (Ground)





Where to connect the flat cable:



After you have open the ECU, you have to clean the pins like in the picture.

READ the ECU:



Connect the flat cable pin following the number like in picture.

