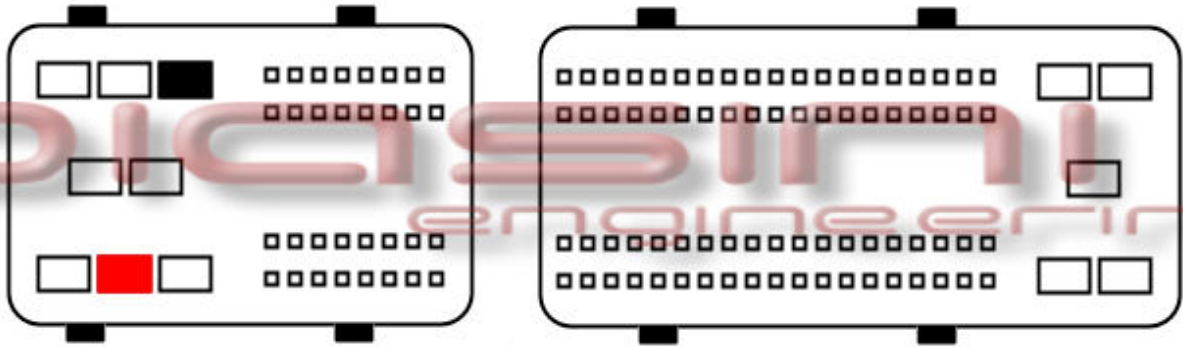


PIASINI engineering



Connect as below:

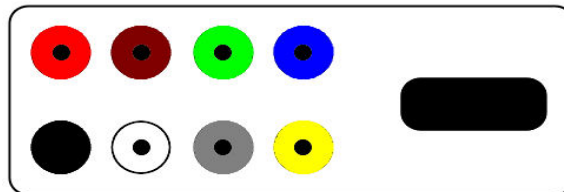
Serial Suite:

Red
Black


to
to

ECU Plug:

1 Pins Red (Power Supply +12 Volt)
1 Pins Black (Ground)




Where to connect the flat cable:



After you have open the ECU, you have to clean the pins like in the picture.

READ the ECU:




□ 16 □ 2 □ 19 □ □ □ □ □ □ □ □ □ □

□ 1 □ 20 □ 3 □ 11 □ 15 □ 14 □ 13 □ 12 □ □ □ 10 □ □ 5 □ □



Connect the flat cable pin following the number like in picture.

WRITE the ECU:



For write the ECU put 2 wire(Bridge) like in the picture.