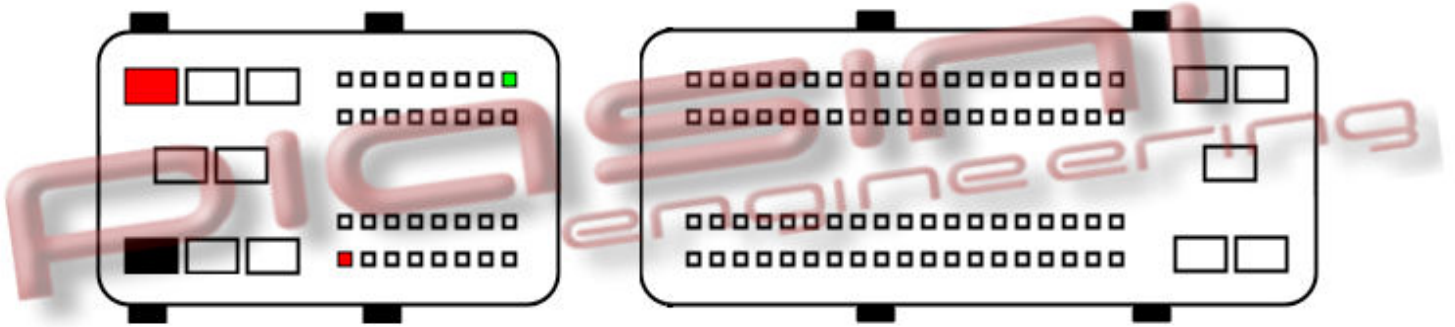


PIASINI

engineering

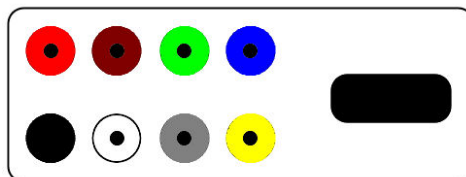


Connect as below:


Serial Suite:

ECU Plug:

Red	to	2 Pins Red (Power Supply +12 Volt)
Black	to	1 Pins Black (Ground)
Green	to	1 Pin Green (K Line)



Bootstrap's Pin:



Soldering the resistor (680 Ohm) like in the picture, the boot pin you have to connect it to Serial Suite's blue banana through the appropriate cable and the metal point. Holding connect the metal point for some second and during the connection time it will be able the READ and WRITE of Ecu.