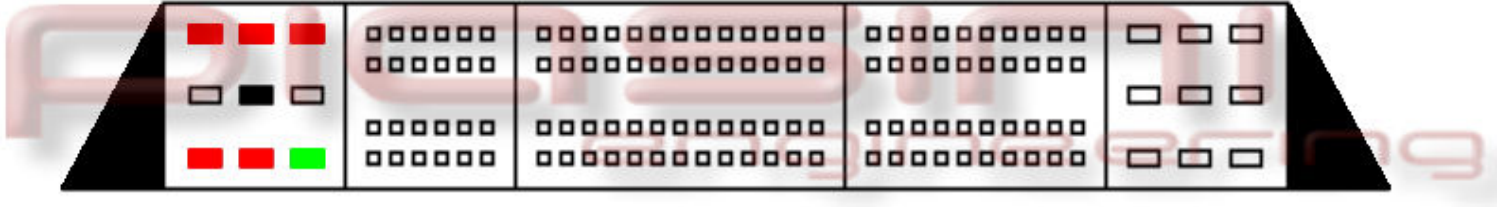


PIASINI

engineering



Connect as below:

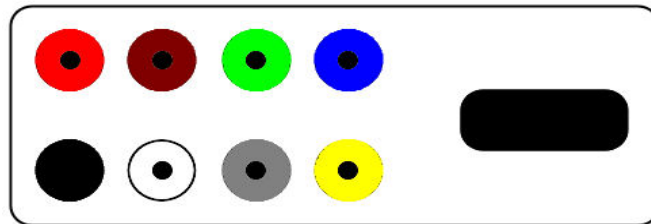
Serial Suite:

Red
Black
Green



to
to
to

ECU Plug:

5 Pins Red (Power Supply +12 Volt)
1 Pins Black (Ground)
1 Pin Green (K Line)



Bootstrap's Pin:



The boot pin you have to connect it to Serial Suite's blue banana through the appropriate cable and the metal point. Hold connect the metal point, press on the SerialSuite software button "Identify" and wait until you see on the software's windows "Ready", then you can remove the metal point and you are able to READ and WRITE the Ecu.