

# PIASINI engineering



**ECU : Smart 1.1 Turbo**





**Pin out - Front view :**

**Plug B:**

Power Supply (+12 V)	- Pin 80
Ignition (+12 V)	- Pin 65
Ground	- Pin 59
K Line	- Pin 79



## Enable's Pin:



You have to put a resistor(680 Ohm) between the 2 pins in the picture.



## Bootstrap's Pin:



This is the Bootstrap's pin you have to connect to the blue wire of Serial Suite, for qualify the reading and writing of ECU