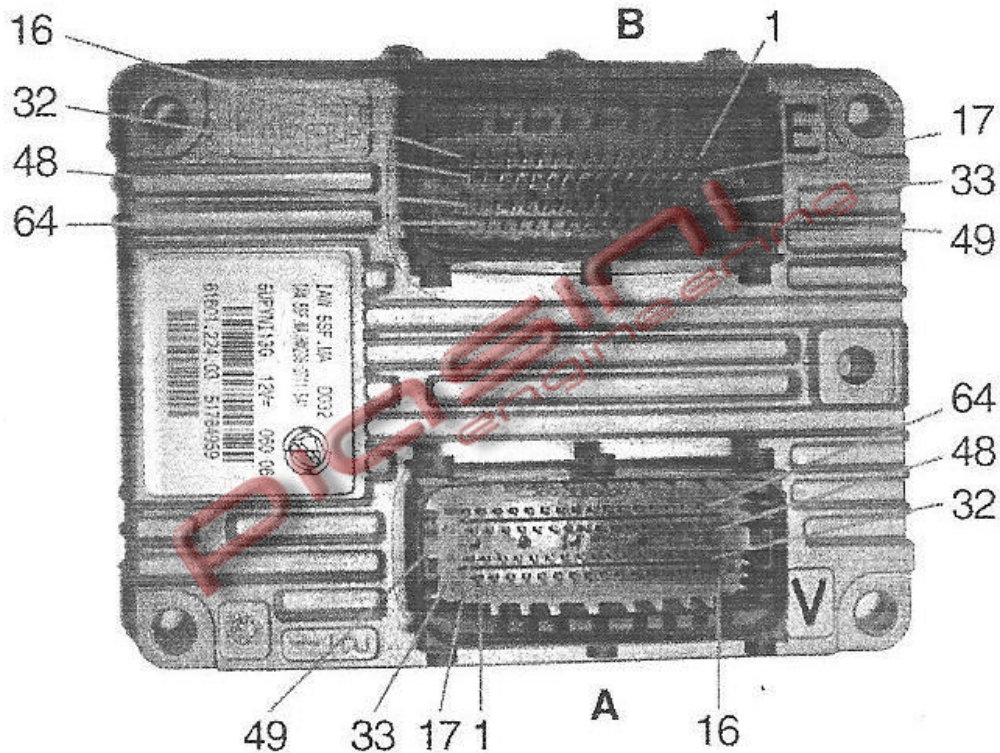




**ECU : MAGNETIMARELLI IAW-5SF Stilo 1.6 16V**



**Pin out - Front view :**



**Plug A:**

- Pin 12 Ignition
- Pin 16 Power Supply
- Pin 29 Ignition
- Pin 10 K line
- Pin 36 Can L
- Pin 52 Can H

**Plug B:**

- Pin 5 Ground
- Pin 6 Ground
- Pin 21 Ground
- Pin 22 Ground



## Enable's Pin:



This is the Enable's Pin, that you have to connect to the ground, after this you can read the ECU.



## BootStrap's Pin:



This is the BootStrap's Pin, you have to connect to the ground to qualify the reading of ECU, then supply the ECU and when you click on the Identify Button remove this pin from the ground