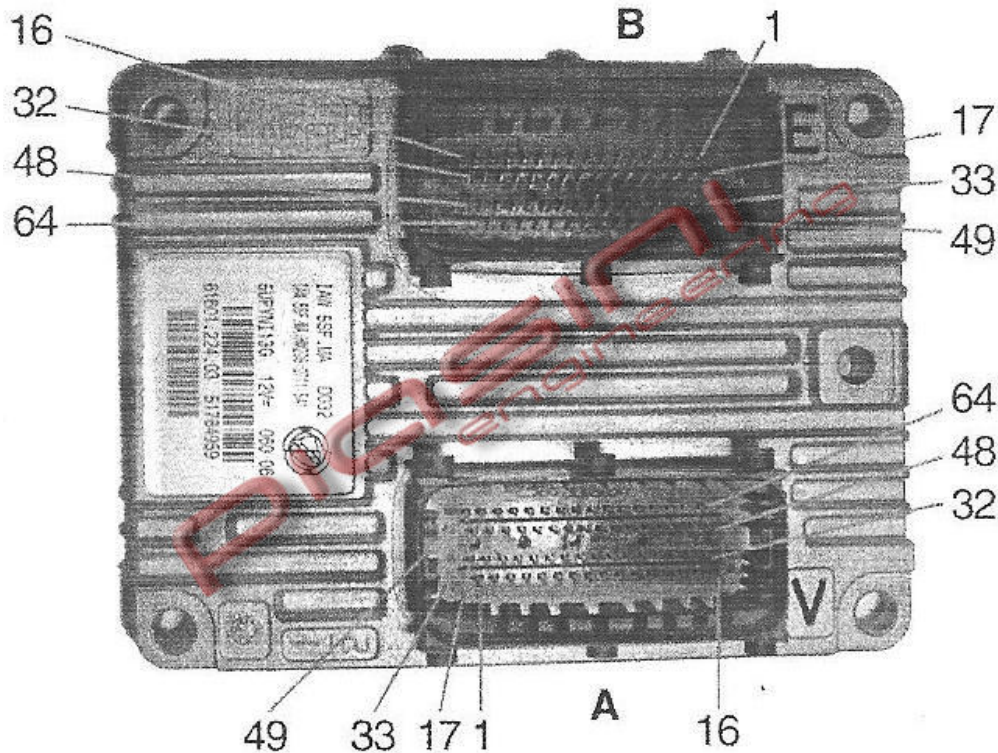




ECU : MAGNETIMARELLI IAW-5SF Grande Punto 1.2/1.4 8V



Pin out - Front view :



Plug A:

- Pin 1 Power Supply
- Pin 16 Ignition
- Pin 47 Power Supply
- Pin 48 Power Supply
- Pin 10 K line
- Pin 49 Can L
- Pin 50 Can H

Plug B:



- Pin 5 Ground
- Pin 6 Ground
- Pin 21 Ground
- Pin 22 Ground

Enable's Pin:



This is the Enable's Pin, that you have to connect to the ground, after this you can read the ECU.

BootStrap's Pin:



This is the BootStrap's Pin, you have to connect to the ground to qualify the reading of ECU, then supply the ECU and when you click on the Identify Button remove this pin from the ground