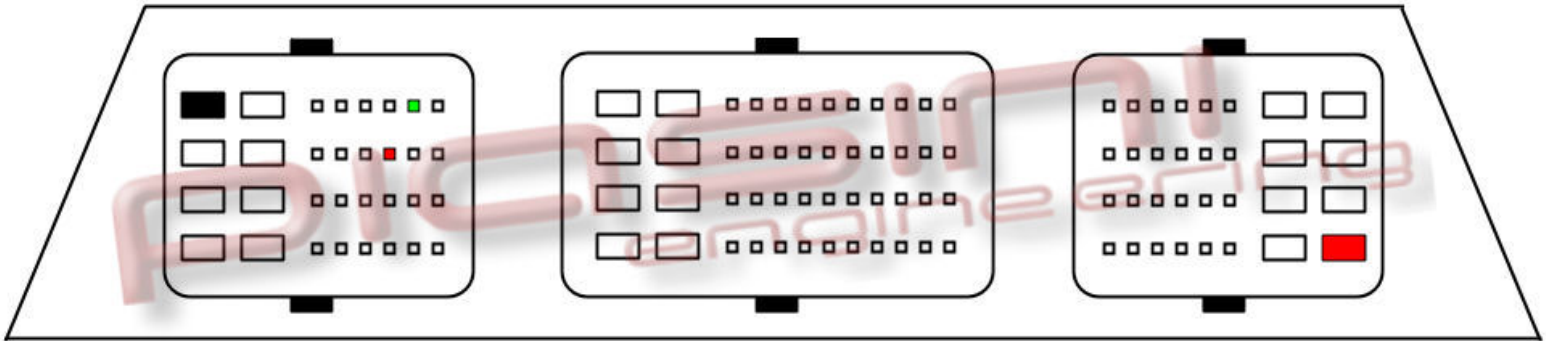


PIASINI engineering



Connect as below:

Serial Suite:

ECU Plug:

Red

to 2 Pins Red

(Power Supply +12 Volt)

Black

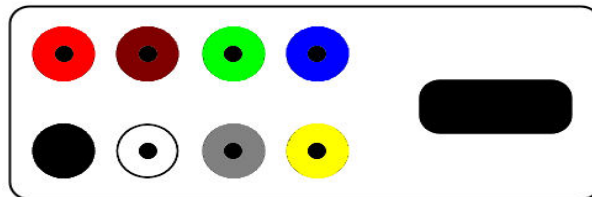
to 1 Pins Black

(Ground)




Green

to 1 Pin Green

(K Line)



Bootstrap's Pin:



You have to put 1 wire (bridge) like in the picture then you can continue to the bootstrap procedure.

The boot pin you have to connect it to Serial Suite's blue banana through the appropriate cable and the metal point. Holding connect the metal point for some second and during the connection time it will be able the READ and WRITE of Ecu.