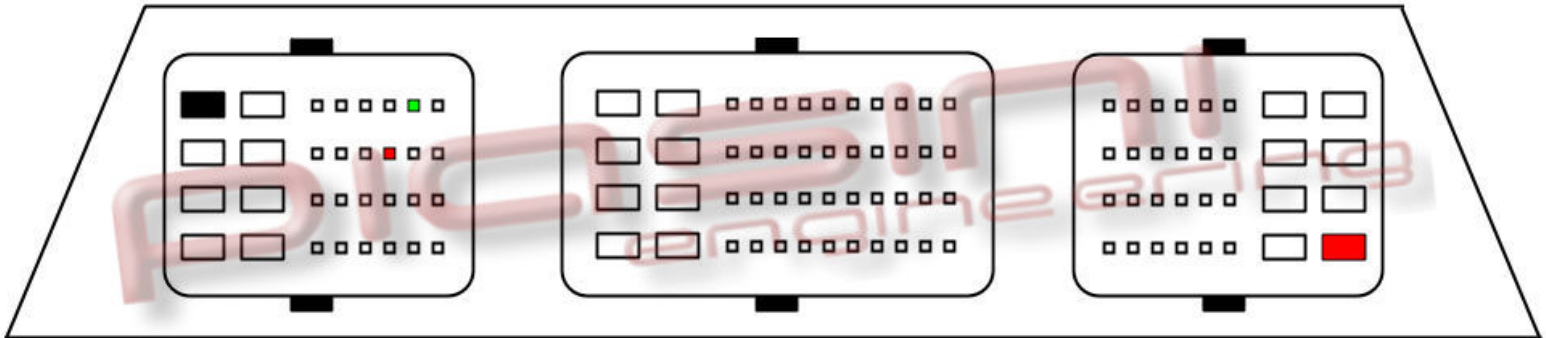


PIASINI engineering



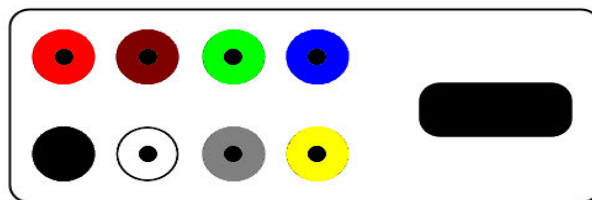
Connect as below:

Serial Suite:




Red
Black
Green

ECU Plug:

to 2 Pins Red (Plug A) (Power Supply +12 Volt)
to 1 Pins Black (Plug B) (Ground)
to 1 Pin Green (Plug A) (K Line)



Bootstrap's Pin:



Soldering 2 wires (**Bridge**) like in the picture, then ECU is in Bootstrap's Mode, only now you can connect the wire to SerialSuite and then you can read and write the ECU.