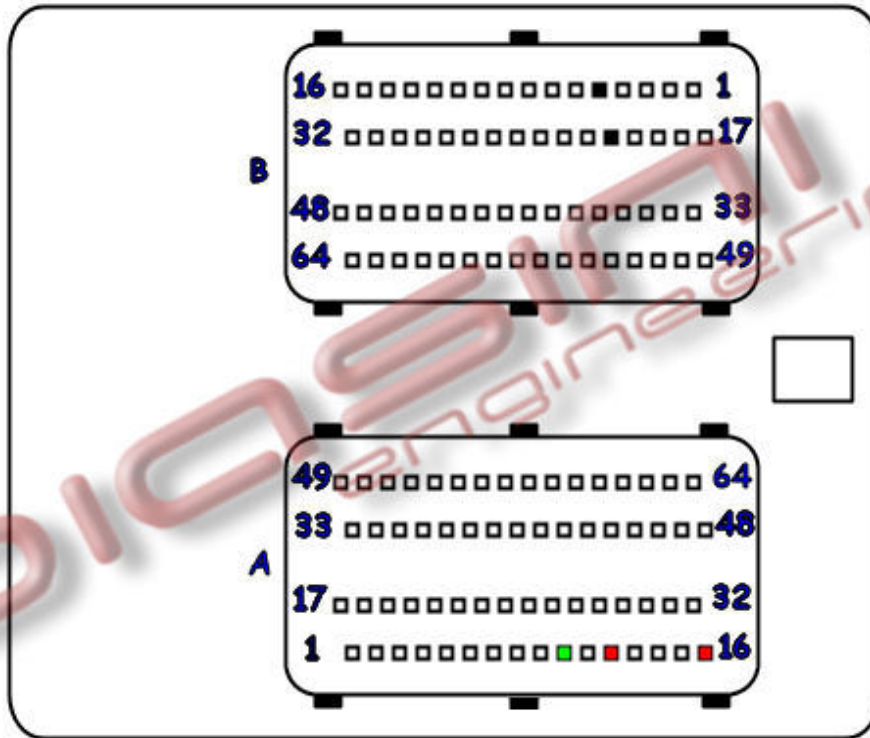


# PIASINI engineering

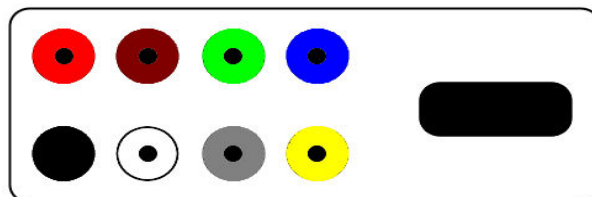


Connect as below:



Serial Suite:

ECU Plug:

Red	to	2 Pins Red (Plug A)	(Power Supply +12 Volt)
Black	to	2 Pins Black (Plug B)	(Ground)
Green	to	1 Pin Green (Plug A)	(K Line)



## Bootstrap's Pin:



Soldering the resistor (680 Ohm) like in the picture then you can continue to the bootstrap procedure.