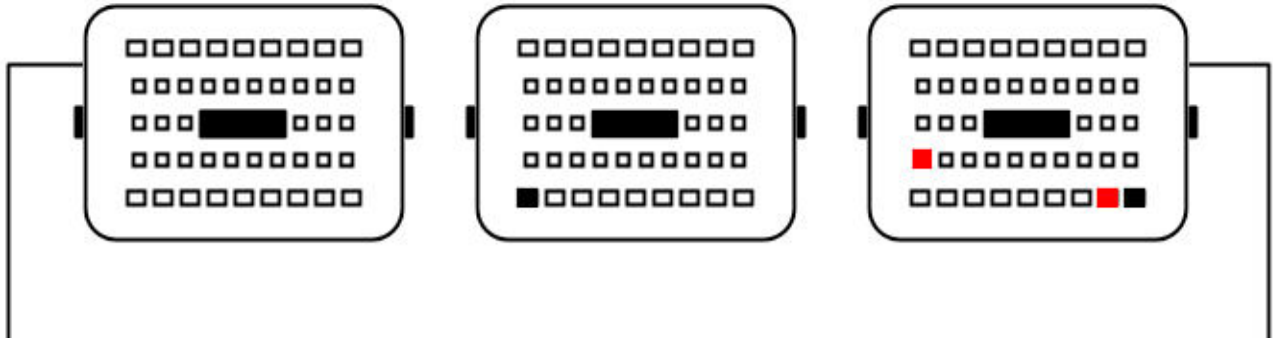




## ECU : Honda Stream 1.8 i-VTEC

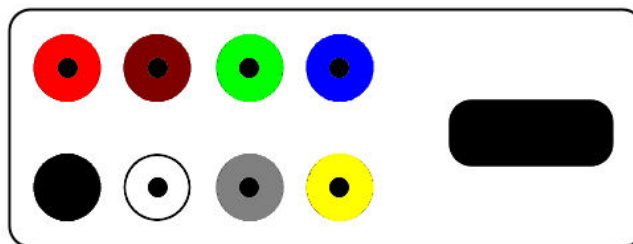


Connect as below:


Serial Suite:

ECU Plug:

Red	to	2 Pins Red	(Power Supply +12 Volt)
Black	to	2 Pins Black	(Ground)






## Where to connect the flat cable:



In the red circle you will find the pins where to connect the flat cable to perform the reading of the MCU flash that control the engine.




# How to connect the flat cable for READ the ECU




Connect the flat cable flowing the number in the picture.



# Write the ECU




STEP 2



Put 2 bridge like in the picture (step 2 in the next page).



## Step 2:



Connect the flat cable following the number like in the picture, then you can write the ecu.