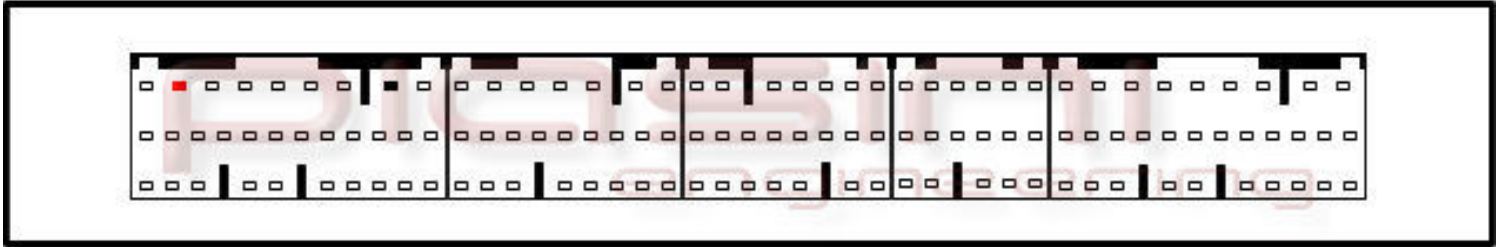




ECU : Honda Accord 2.4 2008



Connect as below:

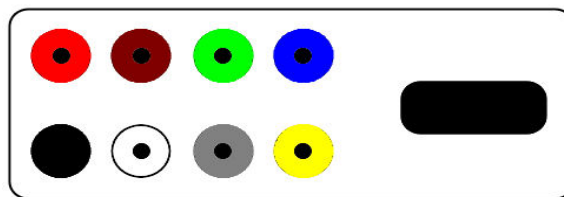
Serial Suite:

ECU Plug:


Red
Black

to
to

1 Pins Red (Power Supply +12 Volt)
1 Pins Black (Ground)






Where to connect the flat cable:



This is where you have to connect the flat cable.

READ the ECU:


Step 1:



You have to remove the 3 resistor, and put 4 wire (bridge), like in the picture.

READ the ECU:

Step 2:



20


3 15 14 13 12 10 5
11 1

2	19

Connect the flat cable pin following the number like in picture.



WRITE the ECU:



For write the ECU put 2 wire(**Bridge**) like in the picture.