


PIASINI

engineering



Connect as below:

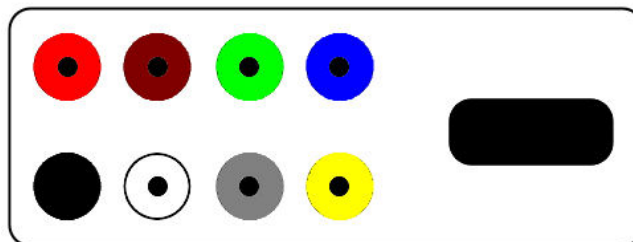
Serial Suite:

Red
Black


to
to

ECU Plug:

1 Pins Red (Power Supply +12 Volt)
1 Pins Black (Ground)

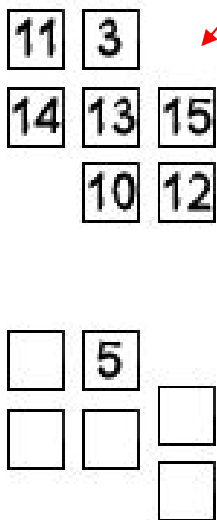



Where to connect the flat cable:



This are the pins where to connect the flat cable.



How to connect the flat cable for READ the ECU



Connect the flat cable following the number like in the picture.

How to connect the flat cable for Write the ECU

Then turn in the otherside the ecu.



For write the ECU put 2 wire (**Bridge**) like in the picture. And soldering the pin 1, 20 of the flat cable like in the picture.