


PIASINI

engineering



Connect as below:

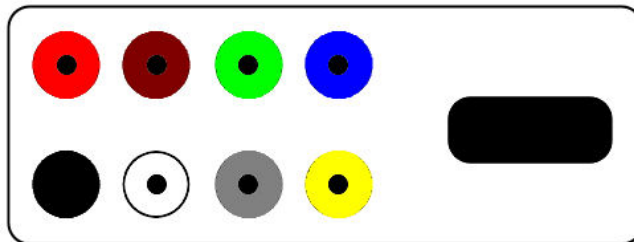
Serial Suite:

Red
Black


to
to

ECU Plug:

1 Pins Red (Power Supply +12 Volt)
1 Pins Black (Ground)



Where to connect the flat cable:



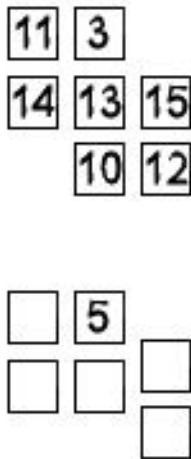

Engine MCU

Gearbox MCU

These are the pins where to connect the flat cable.

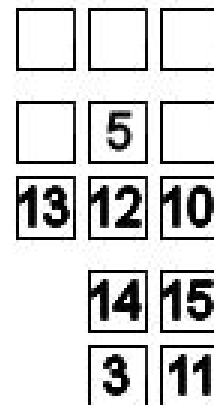

How to connect the flat cable for READ the ECU

Read the Engine MCU



Connect the flat cable following the number like in the picture.

Read the Gearbox MCU





Connect the flat cable following the number like in the picture.

How to connect the flat cable for Write the ECU

Write the Engine MCU




Desoldering all pin of flat cable. Then turn in the otherside the ecu.



Connect the flat cable following the number like in the picture, and put 2 wire(bridge) like in the picture.

Write the Gearbox MCU

Desoldering all pin of flat cable. Then turn in the otherside the ecu.



Connect the flat cable following the number like in the picture, and **put 2 wire(bridge)** like in the picture.