



PEUGEOT 806 and EXPERT

ENGINE TYPE: DHX (XUD9BTF)

BOSCH AS3 VP20 INJECTION

WIRING DIAGRAMS DIESEL INJECTION :

1 - NAMING OF PARTS:

BB00 battery.
 BF00 passenger compartment fuse box.
 BF01 engine compartment fuse box.
 BMF1 maxi fuse unit.
 PSF1 junction box - fuse box in engine compartment.
 C001 diagnostic connector.
 C1030 test connector - engine running information.
 C1300 injection-ignition test connector.
 CA00 ignition switch.
 V1000 load warning lamp.
 V1150 pre-heat warning lamp.
 V1300 engine diagnosis warning lamp.
 V4020 engine coolant maximum temperature warning lamp.
 V4050 water in diesel fuel warning lamp.
 V4110 engine oil low pressure warning lamp.
 0004 instrument panel.
 1010 starter.
 1020 alternator.
 1030 engine-on information relay.
 1086 alarm starter cut-off relay.
 1150 pre-heat control unit.
 1160 glow plugs.
 1203 inertia switch.
 1204 impact safety relay.
 1208 diesel injection pump (advance corrector, fuel cut-off solenoid).
 1220 engine coolant temperature sensor.
 1232 idle maintaining solenoid valve.
 1249 load lever potentiometer.
 1253 all or nothing solenoid valve (EGR).
 1255 fuel cut-off solenoid valve.
 1256 advance solenoid valve.
 1260 injector needle lift sensor.
 1304 engine management multi-function double relay.
 1313 engine speed sensor.
 1320 engine management control unit.
 1620 vehicle speed sensor.
 4050 water in fuel sensor.
 4110 oil pressure switch.
 4210 tachometer.
 4630 vehicle speed sensor.
 6235 central locking control unit.
 6235B central locking control unit.
 8015 compressor cut-off relay controlled by coolant temperature unit.
 8016 compressor cut off relay controlled by the injection ECU.
 8020 air conditioning compressor.
 8080 air conditioning ECU.
 8200 coded anti-start keypad.
 8208 coded anti-start ECU.

2 - HARNESSSES:

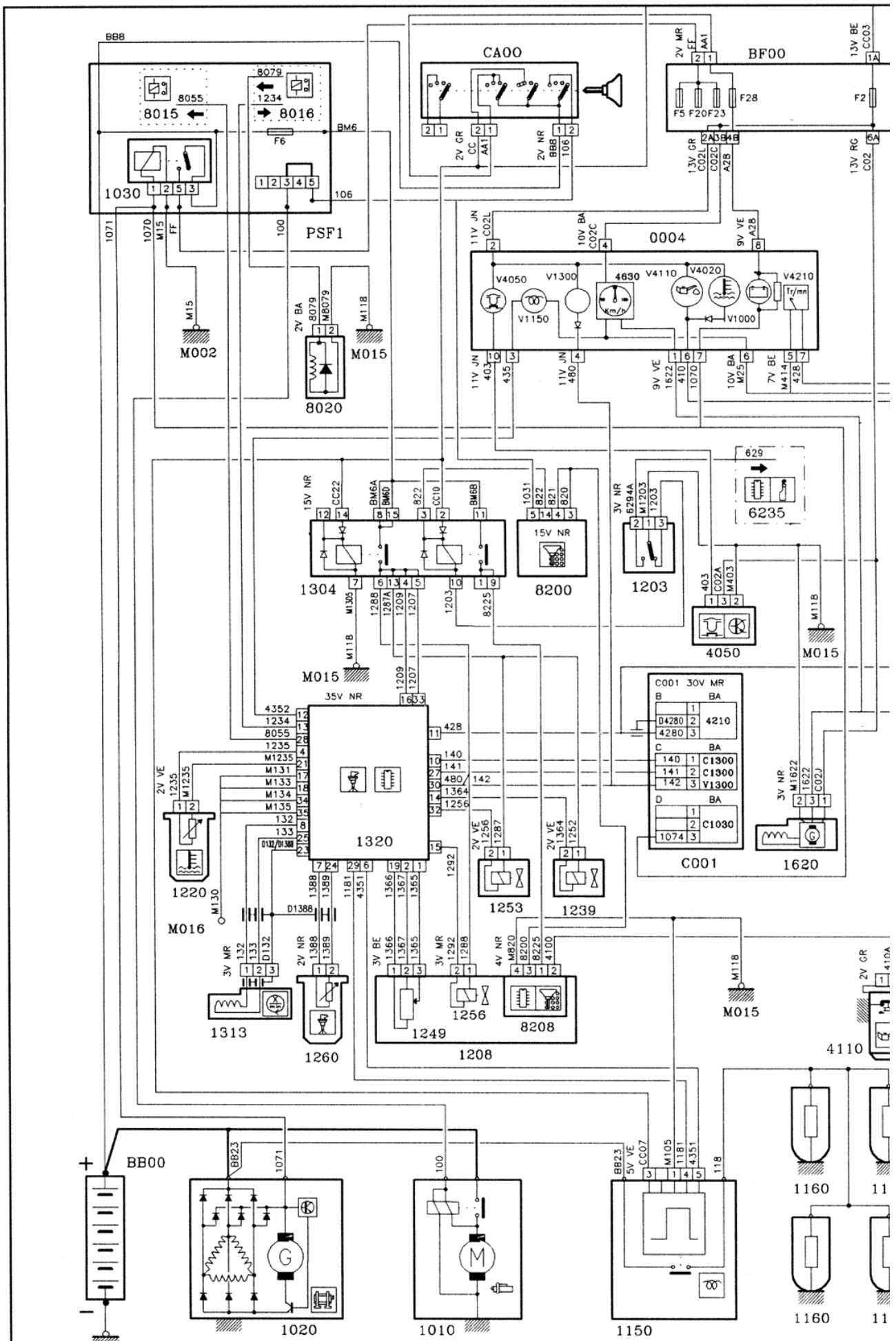
10 AV: front harness.
 20 MOT: engine harness.
 50 P/B: fascia harness.

3 - COLOUR CODES:

BA: white.
 BE: blue.
 BG: beige.
 GR: gray.
 JN: yellow.
 MR: brown.
 NR: black.
 RG: red.
 RS: pink.
 VE: green.
 VI: mauve.

4 - SCHEMATIC DIAGRAM :

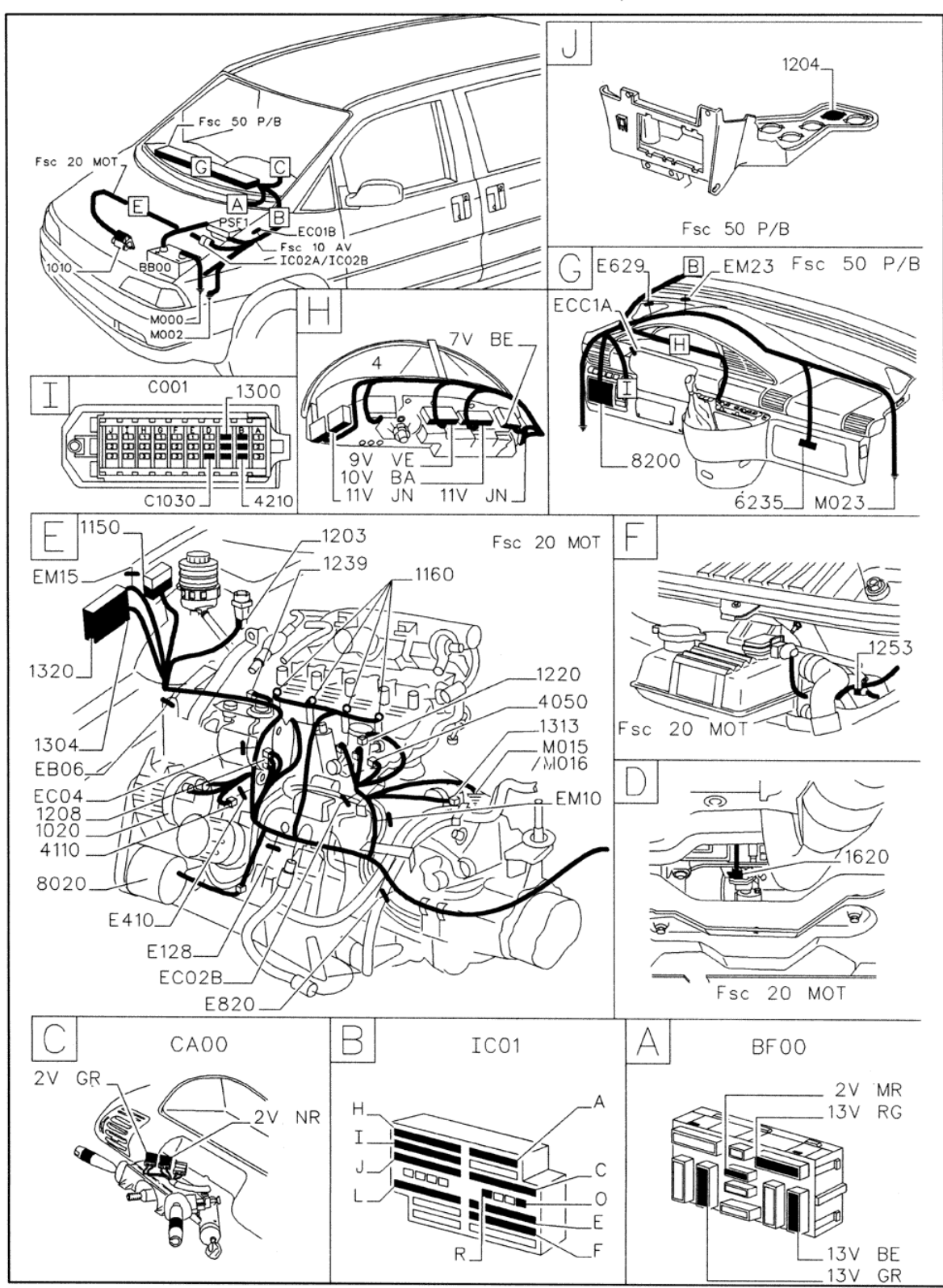
806 CODED ANTI-START AIR CONDITIONING :



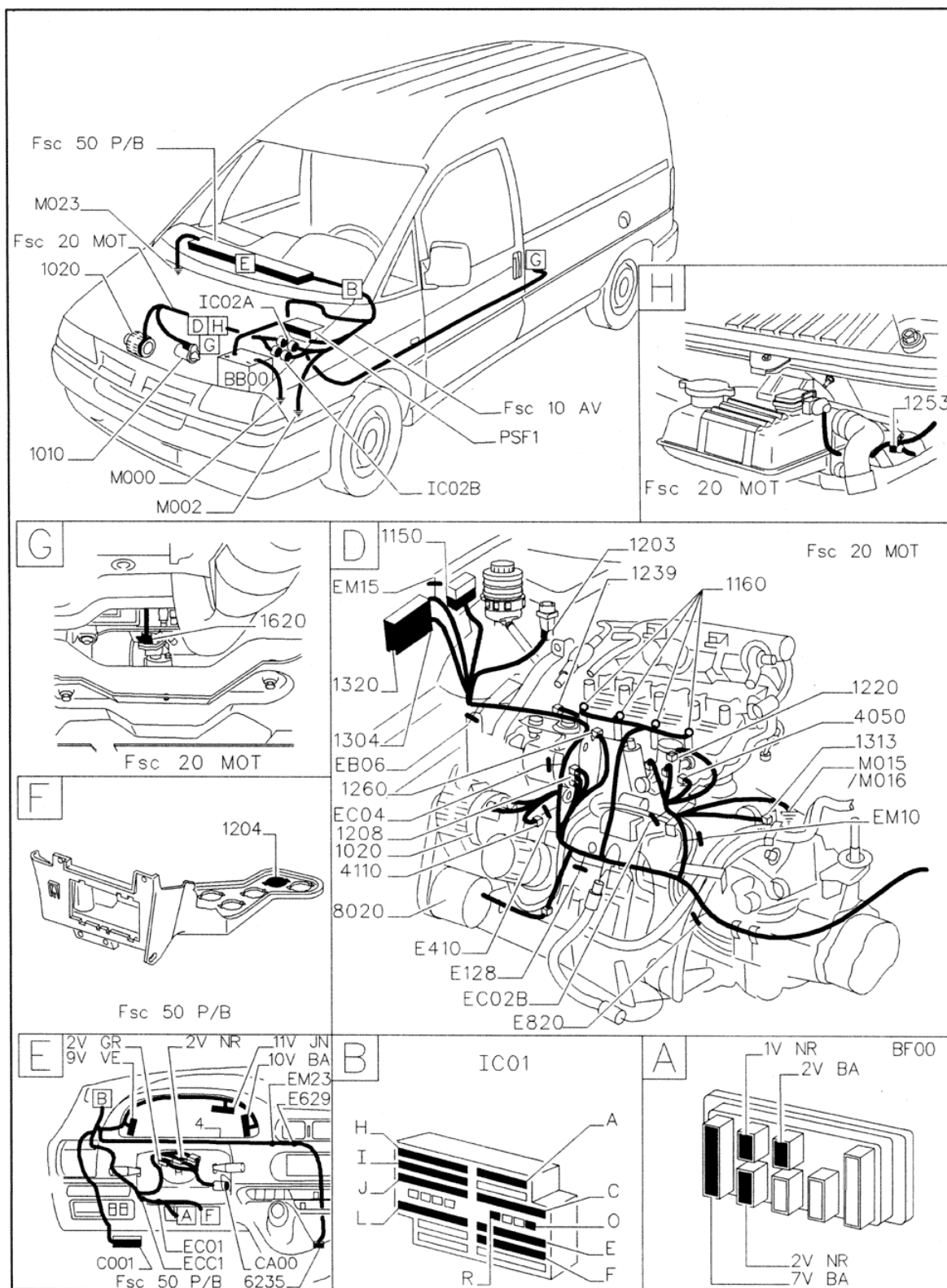
EXPERT AIR CONDITIONING CODED ANTI-START ANTI-LOCK BRAKES :

5 - INSTALLATION DIAGRAM :

806 CODED ANTI-START AIR CONDITIONING :

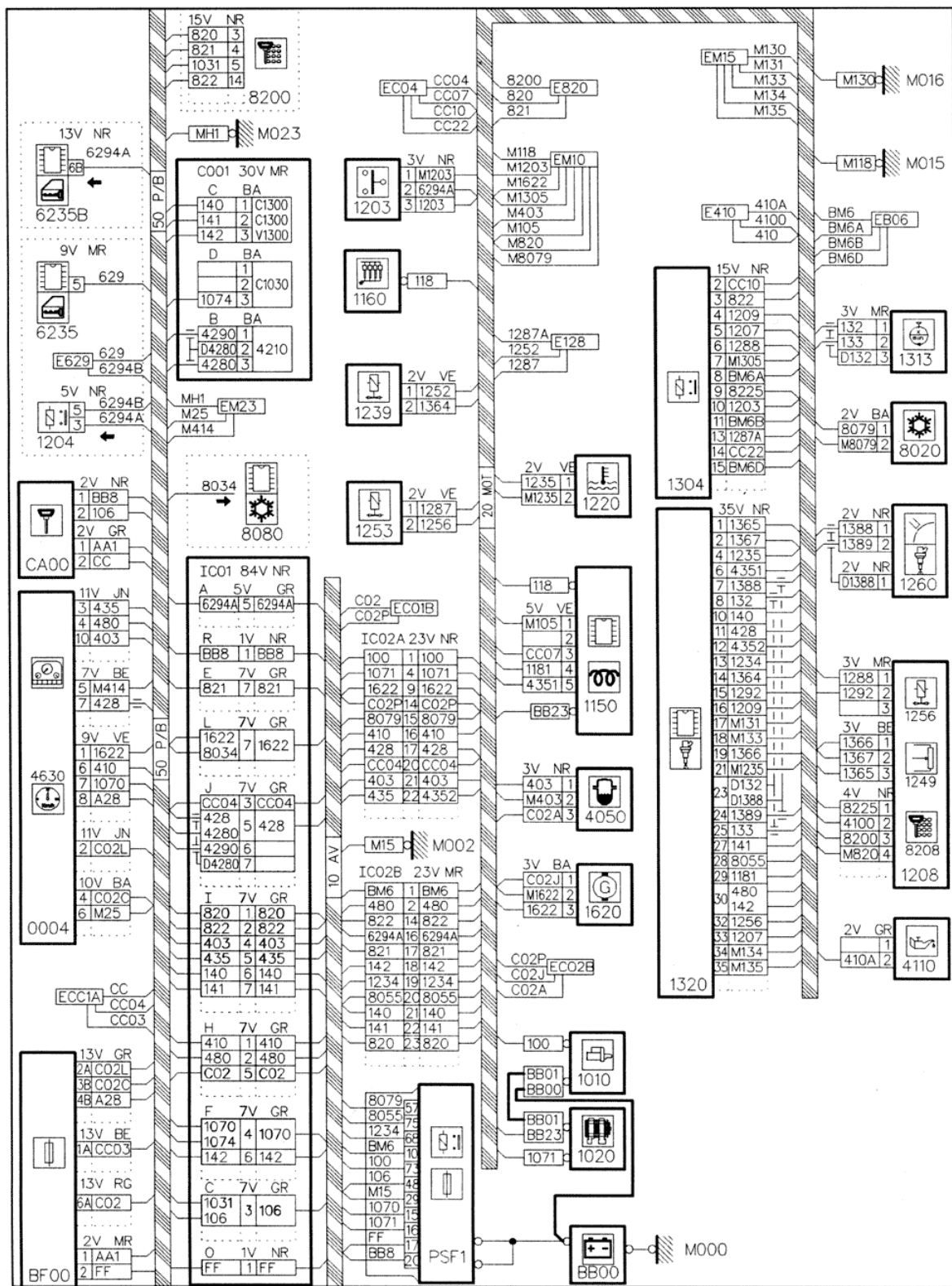


EXPERT AIR CONDITIONING CODED ANTI-START ANTI-LOCK BRAKES :



6 - WIRING DIAGRAM :

806 CODED ANTI-START AIR CONDITIONING :



EXPERT AIR CONDITIONING CODED ANTI-START ANTI-LOCK BRAKES :

